


Female Style 1/2 B

Series 8457 – 2 rows (2 x 16)




Contact Design and Termination Length	Number of Contacts	Loading Description	Part Number Performance classes according to DIN 41612	
			II	I
0.6 x 0.6 mm post profile 4.5 mm (Y) Straight	32	a + b fully loaded	20 8457 032 001 025	20 8457 032 001 049
	16	a + b even loading	20 8457 032 001 031	20 8457 032 001 055
	16	a loading only	20 8457 032 001 027	20 8457 032 001 051
0.6 x 0.6 mm post profile 2.9 mm (Y) Straight	32	a + b fully loaded	20 8457 032 002 025	20 8457 032 002 049
	16	a + b even loading	20 8457 032 002 031	20 8457 032 002 055
	16	a loading only	20 8457 032 002 027	20 8457 032 002 051
0.6 x 0.6 mm post profile 13.0 mm (Y) Straight	32	a + b fully loaded	20 8457 032 005 025	20 8457 032 005 049
	16	a + b even loading	20 8457 032 005 031	20 8457 032 005 055
	16	a loading only	20 8457 032 005 027	20 8457 032 005 051
0.6 x 0.6 mm post profile 7.0 mm (Y) Straight	32	a + b fully loaded	20 8457 032 010 025	20 8457 032 010 049
	16	a + b even loading	20 8457 032 010 031	20 8457 032 010 055
	16	a loading only	20 8457 032 010 027	20 8457 032 010 051
0.6 x 0.6 mm post profile 3.5 mm (Y) Straight	32	a + b even loading	20 8457 032 011 025	20 8457 032 011 049
	16	a + b fully loaded	20 8457 032 011 031	20 8457 032 011 055
	16	a loading only	20 8457 032 011 027	20 8457 032 011 051
0.6 x 0.6 mm post profile 19.4 mm (Y) Straight	32	a + b fully loaded	20 8457 032 012 025	20 8457 032 012 049
	16	a + b even loading	20 8457 032 012 031	20 8457 032 012 055
	16	a loading only	20 8457 032 012 027	20 8457 032 012 051
0.6 x 0.6 mm post profile 4.5 mm (Y) Right Angled	32	a + b fully loaded	20 8457 032 013 025	20 8457 032 013 049
	16	a + b even loading	20 8457 032 013 031	20 8457 032 013 055
	16	a loading only	20 8457 032 013 027	20 8457 032 013 051


NB: Alternative Prefix Variations Available: 22, 24, 25, 26 & 27, please refer to Page 10.

Additional Plating & Loading Variations: Please contact your local AVX sales office or distributor.

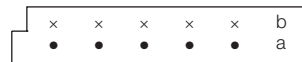
LOADING DESCRIPTION



32 contacts, rows a + b fully loaded

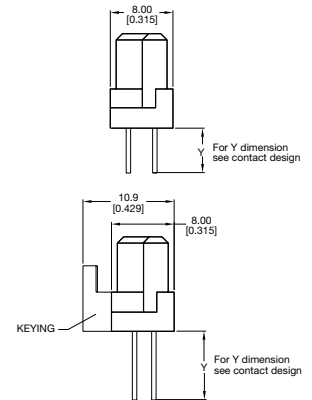
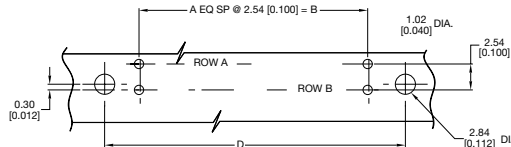
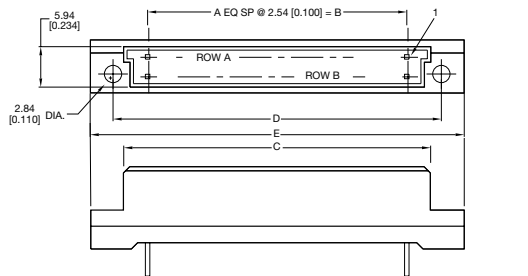


16 contacts, rows a + b even loading



16 contacts, row a loading only

DIMENSIONS



Unit: millimeters (inches)

No. Contact Positions	Contact Rows	A	B	C	D	E
32	2 (2 x 16)	15	38.10 (1.500)	44.30 (1.744)	49.99 (1.968)	54.91 (2.162)